

# SONY®

## White paper

February 2015



Xperia™ E4 Dual  
E2124

# Purpose of this document

---

Sony product White papers are intended to give an overview of a product and provide details in relevant areas of technology.

**NOTE:** The illustration that appears on the title page is for reference only. All screen images and elements are subject to change without prior notice.

# Document history

---

| Version       |                         |           |
|---------------|-------------------------|-----------|
| February 2015 | First released version  | Version 1 |
| February 2015 | Second released version | Version 2 |
| March 2015    | Third released version  | Version 3 |
| June 2015     | Fourth released version | Version 4 |

# Sony Mobile Developer World

---

For the latest technical documentation and development tools, go to [www.sonymobile.com/developer](http://www.sonymobile.com/developer).

This White paper is published by:

Sony Mobile Communications Inc.,  
1-8-15 Konan, Minato-ku, Tokyo108-0075, Japan

[www.sonymobile.com](http://www.sonymobile.com)

© Sony Mobile Communications Inc., 2009-2015.

All rights reserved. You are hereby granted a license to download and/or print a copy of this document.

Any rights not expressly granted herein are reserved.

First released version (2015)  
Publication number: 1295-0432.1

This document is published by Sony Mobile Communications Inc., without any warranty\*. Improvements and changes to this text necessitated by typographical errors, inaccuracies of current information or improvements to programs and/or equipment may be made by Sony Mobile Communications Inc. at any time and without notice. Such changes will, however, be incorporated into new editions of this document. Printed versions are to be regarded as temporary reference copies only.

\*All implied warranties, including without limitation the implied warranties of merchantability or fitness for a particular purpose, are excluded. In no event shall Sony or its licensors be liable for incidental or consequential damages of any nature, including but not limited to lost profits or commercial loss, arising out of the use of the information in this document.

# Table of contents

|   |    |
|---|----|
| Product overview .....                                  | 2  |
| Highlights .....  | 2  |
| Product specifications .....                            | 4  |
| Categorised feature list .....                          | 6  |
| Technologies in detail .....                            | 8  |
| Accessibility and Usability .....                       | 8  |
| Device-to-device communications (local) .....           | 9  |
| Bluetooth® wireless technology .....                    | 9  |
| Wi-Fi® .....  | 10 |
| DLNA Certified® (Digital Living Network Alliance) ..... | 11 |
| Messaging .....   | 12 |
| MMS (Multimedia Messaging Service).....                 | 12 |
| Email .....   | 12 |
| Positioning – location based services .....             | 13 |
| Provisioning (OMA CP) .....                             | 13 |
| Multimedia (audio, image and video) .....               | 14 |
| Synchronisation (OMA DS, EAS, Google Sync™) .....       | 16 |
| Web browser .....                                       | 16 |
| Memory in Android™ devices .....                        | 17 |
| Trademarks and acknowledgements .....                   | 21 |

# Product overview

## Highlights

---

- 5-inch qHD Display with IPS for best viewing angle
- Large 2300mAh battery with Battery STAMINA Mode
- Quad-core 1.3 GHz processor with 1GB RAM and 8GB eMMC
- 5MP main camera with autofocus and flash and a 2MP front camera with selfie apps
- Sony audio technologies: xLoud™, ClearAudio+ and PartyShare app

### Feel the quality

The Xperia™ E4 Dual focuses on durability and reliability without sacrificing style. The Xperia™ E4 Dual's 2300 mAh battery and power-saving modes ensure a two-day battery life, while a high-performance quad-core processor takes care of mobile device tasks, graphics rendering and touch control.

### Enjoy large screen entertainment

The Xperia™ E4 Dual is equipped with a 5-inch qHD IPS screen (960x540 pixels) to deliver large screen entertainment with a wider viewing angle. And for an even better video and audio experience, the Xperia™ E4 Dual includes Sony's latest audio innovations such as ClearAudio+ and xLoud™.

### Two-day battery

A powerful 2300 mAh battery and innovative power saving features give you an impressive two-day battery life. You never miss a notification or social network message. And you don't have to worry about charging your phone every night. Battery STAMINA Mode optimizes how your battery is used and you can decide which apps are kept running even when your Xperia™ E4 Dual is in sleep mode.

### Straight to the fun

As soon as you swipe your screen, your favourite apps are there for you. Your pictures. Your music. Facebook™ and your network. When you need to turn on and off Wi-Fi® or roaming, the Xperia™ E4 Dual lets you do it in seconds with the Quick Settings tab. The Xperia™ E4 Dual is designed to make taking great pictures easy. With Auto scene recognition, image enhancing features and built-in camera apps, you get the best pictures with zero effort.

### Music to make the party

At the park or at the party, the Xperia™ E4 Dual will impress. The speakers deliver audio clarity and depth that will surprise everybody and put your music in the middle of it all.

The Xperia™ E4 Dual comes with ClearAudio+, xLoud™, aptX®, Bluetooth®, Clear Phase™, Clear Bass™, Dynamic normaliser, Equalizer and the PartyShare app. PartyShare was developed by Sony to make sharing music with friends easy and fun. You can also use it to share photos.

### Pictures to make you proud

The Xperia™ E4 Dual has a 2MP front camera, a 5MP rear camera with autofocus and flash, and the ability to record 30 fps video. The Xperia™ E4 Dual also comes with built-in photo and imaging apps such as Auto scene recognition, Portrait retouch, Timeshift burst, AR effect, AR fun, Live on YouTube, Social live, Creative effect, Sweep Panorama and Sound photo.

### **One phone. Two numbers**

The Xperia™ E4 Dual supports the use of two SIM cards simultaneously. While speaking to a caller using the first SIM card and phone number, you can put the call on hold and answer an incoming call using the second SIM card and phone number. You can activate the dual SIM feature when you set up your phone the first time or via the Setup guide under the Settings menu.

## Product specifications

---

|                          |  |
|--------------------------|--|
| <b>Operating system</b>  | Google™ Android™ 4.4.4 (KitKat)                          |
| <b>Processor</b>         | 1.3 GHz MTK MT6582 Quad Core                             |
| <b>GPU</b>               | ARM Mali-400 MP2   |
| <b>Size</b>              | 137 x 74.6 x 10.5 mm                                     |
| <b>Weight</b>            | 146 grams  |
| <b>Available colours</b> | White<br>Black   |
| <b>SIM card</b>          | Dual SIM   |
| <b>Main screen</b>       |  |
| Colours                  | 167,000 colour TFT                                       |
| Resolution               | 960x540 pixels   |
| Size (diagonal)          | 5 inches   |
| Scratch-resistant        | Yes  |
| <b>Input mechanisms</b>  |  |
| Text input               | On-screen QWERTY keyboard                                |
| Touch screen             | Capacitive   |
| Touch gesture            | Yes – multi-touch, up to 4 fingers supported             |
| <b>Memory</b>            |  |
| RAM                      | 1 GB   |
| Flash memory             | Up to 8 GB*  |
| Expansion slot           | microSD™ card, up to 32 GB                               |
| <b>Camera</b>            |  |
| Camera resolution        | 5 MP   |
| Smooth zoom              | 4x   |
| Video recording          | Yes – 1080p  |
| Front Camera             | Yes – HD 720p for video chat and 2 MP for camera capture |
| <b>Sensors</b>           |  |
| Accelerometer            | Yes  |
| Proximity sensor         | Yes  |
| Ambient light sensor     | Yes  |

| <b>Networks</b>             |  |
|-----------------------------|--|
| E2124                       | SIM 1: UMTS HSPA+ 850 (Band V), 1900 (Band II), 2100 (Band I) MHz<br>GSM GPRS/EDGE 850, 900, 1800, 1900 MHz<br>SIM 2: GSM GPRS/EDGE 850, 900, 1800, 1900 MHz |
| <b>Data transfer speeds</b> |  |
| GSM GPRS                    | Up to 85.6 kbps  |
| GSM EDGE                    | Up to 237 kbps   |
| HSUPA (upload)              | Cat 6, up to 5.8 Mbps  |
| HSDPA (download)            | Cat 14, up to 21 Mbps  |
| <b>Battery performance</b>  |  |
| Talk time (GSM)             | Up to 10 hours 24 min.**   |
| Standby time (GSM)          | Up to 552 hours**  |
| Talk time (UMTS)            | Up to 10 hours 24 min.**   |
| Standby time (UMTS)         | Up to 548 hours**  |
| Music listening time        | Up to 48 hours 26 min.**   |
| Video playback time         | Up to 6 hours 42 min.**  |
| Battery (embedded)          | 2300 mAh minimum   |







\* Memory comprises approximately 3 GB of firmware plus 5 GB of “Internal storage” for music, pictures and movies, and downloaded applications and their data. For more details about memory, see “Memory in Android™ devices” on page 17.

\*\* Values are according to the GSM Association Battery Life Measurement Technique as performed in controlled laboratory conditions. Actual time may vary.




**NOTE:** Battery performance may vary depending on network conditions and configurations, and device usage.

**NOTE:** Performance metrics are measured under laboratory conditions.

## Categorised feature list

|   |   |   |
|---|---|---|
|  <p><b>Camera</b><br/>           5MP camera<br/>           4x digital zoom<br/>           AR Effect<br/>           AR Fun<br/>           Auto focus<br/>           Auto scene recognition<br/>           Creative effect<br/>           Face detection<br/>           Flash/Photo light<br/>           Geotagging<br/>           HDR for pictures<br/>           Image/Video stabiliser<br/>           Live on YouTube™ - by Xperia™*<br/>           Portrait retouch<br/>           Self-timer<br/>           Selfies<br/>           Send to web<br/>           Smile Shutter™<br/>           Social live*<br/>           Sound Photo<br/>           Sweep Panorama<br/>           Timeshift burst<br/>           Touch capture<br/>           Video recording (1080p)<br/>           White balance</p> |  <p><b>Music</b><br/>           3D Surround Sound (VPT)<br/>           Album art<br/>           Bluetooth® stereo (aptX®, A2DP)<br/>           ClearAudio+<br/>           Clear Bass™<br/>           Clear Phase™<br/>           Clear stereo<br/>           Dynamic normaliser<br/>           Manual equaliser<br/>           PartyShare app<br/>           SensMe™<br/>           TrackID™ music recognition*<br/>           Walkman® application<br/>           xLoud™ Experience</p> |  <p><b>Search</b><br/>           Bookmarks<br/>           Google Chrome™*<br/>           Google Play™<br/>           Google™ search*<br/>           Google Voice™ Search*<br/>           Google Maps™ for Mobile with Street view*<br/>           Web browser (WebKit™)*</p>   |
|  <p><b>Communication</b><br/>           Call list<br/>           Conference calls<br/>           Facebook™ application*<br/>           Google+*<br/>           Hangouts™*<br/>           Loud Speaker<br/>           Multiple IM<br/>           Twitter™ application*<br/>           Voice enhancement<br/>           Xperia™ Socialife*</p>   |  <p><b>Messaging</b><br/>           Conversations<br/>           Email<br/>           Google Mail™*<br/>           Handwriting recognition<br/>           Instant messaging<br/>           Multimedia messaging (MMS)<br/>           Predictive text input<br/>           Text messaging (SMS)</p>   |  <p><b>Design</b><br/>           Battery STAMINA Mode<br/>           Gesture input<br/>           Illumination effect<br/>           On-screen 12-key keyboard<br/>           On-screen QWERTY keyboard<br/>           Picture wallpaper<br/>           Screen capturing<br/>           Touch screen<br/>           Voice input<br/>           Wallpaper animation</p> |



|   |   |   |
|---|---|---|
|  <p><b>Entertainment</b><br/>                 DTV (Digital Television)<br/>                 Media browser<br/>                 PlayMemories*<br/>                 Radio (FM radio with RDS)<br/>                 Sony Entertainment Network**<br/>                 YouTube™*</p> |  <p><b>Organiser</b><br/>                 Airplane mode<br/>                 Alarm clock<br/>                 Calculator<br/>                 Calendar<br/>                 Contacts<br/>                 Setup guide<br/>                 Stopwatch<br/>                 Timer<br/>                 World clock</p> |  <p><b>Connectivity</b><br/>                 3.5 mm audio jack (CTIA)<br/>                 aGPS*<br/>                 Bluetooth® 4.1 wireless technology<br/>                 Media Transfer Protocol support<br/>                 Micro USB support<br/>                 Native USB tethering<br/>                 Media Go™*<br/>                 PC Companion<br/>                 Smart Connect<br/>                 Synchronisation via Facebook™<br/>                 Synchronisation via SyncML™<br/>                 Synchronisation via Google™<br/>                 Synchronisation with computer<br/>                 Synchronisation via Microsoft® Exchange ActiveSync®<br/>                 USB High speed 2.0 support<br/>                 USB mass storage<br/>                 Wi-Fi®<br/>                 Wi-Fi Direct®<br/>                 Wi-Fi® Hotspot functionality<br/>                 Wi-Fi CERTIFIED Miracast™</p> |
|---|---|---|

\* This service is not available in all markets.

\*\* Sony Entertainment Network with Music Unlimited is not available in every market. Separate subscription required. Additional terms and conditions apply.

# Technologies in detail

The information presented in this section is a general overview of the technology incorporated into the product. However, hardware and software levels of compliance to standards and specifications vary between products and markets. For more information, contact Sony Mobile Developer World or the relevant Sony representative.

## Accessibility and Usability

---

| <b>Accessibility and Usability</b> |                               |
|------------------------------------|-------------------------------|
| Talkback*                          | Yes, default is “off”         |
| Captions*                          | Yes, default is “off”         |
| Magnifications gestures*           | Yes, default is “off”         |
| Large Text*                        | Yes, default is “Not checked” |
| High Contrast Text*                | No                            |
| Power button ends call*            | Yes, default is “Not checked” |
| Auto-rotation*                     | Yes, default is “Checked”     |
| Speak Passwords*                   | Yes, default is “Not checked” |
| Accessibility Shortcuts*           | Yes, default is “off”         |
| Text – to – Speech*                | Yes                           |
| Touch and hold delay*              | Yes, default is “Short”       |
| Color Inversion*                   | No                            |
| Color correction*                  | No                            |

\* Android Lollipop feature. Subject to possible change in future releases of Google™ Android™.

## Device-to-device communications (local)

---

### Bluetooth® wireless technology

|  |   |
|--|---|
| Bluetooth® profiles supported            | Advanced Audio Distribution Profile v1.2<br>Audio/Video Remote Control Profile v1.3<br>Generic Attribute Profile Client/Server over LE<br>Handsfree Profile v1.6 (Wide band speech)<br>Headset Profile v1.2<br>Object Push Profile v1.1<br>Personal Area Networking Profile v1.0<br>Phone Book Access Profile<br>FTP v1.1 (server role) |
| Core version and supported core features | Version 4.1   |
| Connectable devices                      | Products that support at least one of the profiles listed above.<br>Bluetooth 4.1 accessories generally require installation of a supporting application.   |

More information:

[www.sonymobile.com/developer](http://www.sonymobile.com/developer)

[www.bluetooth.com](http://www.bluetooth.com)

**Wi-Fi®**

|                     |   |
|---------------------|---|
| Supported standards | IEEE 802.11b/g/n and Wi-Fi®<br>Wi-Fi Direct®, Wi-Fi Protected Setup, Wi-Fi CERTIFIED<br>Passpoint™, Wi-Fi CERTIFIED Miracast™   |
| Connectable devices | Wi-Fi® access points<br>Wi-Fi Direct® compatible devices  |
| Frequency band      | 2.4 GHz   |
| Data transfer rate  | Up to 150 Mbit/s  |
| Security            | Open Authentication<br>Shared Authentication<br>EAP-SIM<br>EAP-AKA<br>EAP-TLS<br>EAP-TTLS/MSCHAPv2<br>PEAPv0/EAP-MSCHAPv2<br>PEAPv1/EAP-GTC<br>WPA Personal and WPA2 Personal<br>WPA Enterprise and WPA2 Enterprise |
| Encryption          | WEP 64 bit, WEP 128 bit, TKIP and CCMP (AES)  |
| Power save          | WMM-UAPSD   |
| QoS                 | WMM   |

## DLNA Certified® (Digital Living Network Alliance)

|                          |   |
|--------------------------|---|
| Supported Device Classes | <p><b>M-DMS – Mobile Digital Media Server</b><br/>Media Types: images, music and video<br/>Summary: The digital media server exposes the media files in your device to a Wi-Fi® network. The files can then be accessed from other DLNA CERTIFIED® clients.</p> <p><b>M-DMP – Mobile Digital Media Player</b><br/>Media Types: image, music and video<br/>Summary: You can play content stored on another device, for example, a server or a PC, directly on your device.</p> <p><b>M-DMC – Mobile Digital Media Controller</b><br/>Media Types: image, music and video<br/>Summary: Digital Media Controllers find content offered by a DMS or M-DMS and match it to the rendering capabilities of a DMR — setting up the connections between the DMS and DMR.</p> <p><b>+PU+</b><br/>Media Types: image, music and video<br/>Summary: You can play media in your device on another device, such as a TV or a PC using 2 box push technology. +PU+ is integrated in the Album, Movies and "Walkman®" applications.</p> <p><b>+DN+</b><br/>Media Types: image, music and video<br/>Summary: You can download content stored on another device, for example, a server or a PC, and play the downloaded content directly on your device.</p> <p><b>+UDO+</b><br/>Media Types: image, music and video<br/>Summary: A media server uploading function that allows media files to be uploaded to Xperia devices from other DLNA certified clients.</p> |
| Supported Bearers        | Wi-Fi®<br>Wi-Fi Direct®   |
| DRM Support              | The DLNA Certified® implementation does not support DRM-protected content.  |

## Messaging

---

### MMS (Multimedia Messaging Service)

According to OMA Multimedia Messaging Service v1.0 + SMIL

### Email

|                  |  |
|------------------|--|
| Bearer type (IP) | GPRS, EGPRS, UMTS, Wi-Fi®  |
| Character sets   | BIG5 Traditional Chinese<br>GB2312 Simplified Chinese<br>GB18030<br>ISO-2022-JP Japanese<br>ISO-8859-1<br>ISO-8859-2 Eastern Europe<br>ISO-8859-5 Cyrillic<br>ISO-8859-7 Greek<br>ISO-8859-9 Turkish<br>ISO 8859-11<br>KOI8-R Cyrillic<br>Shift_JIS Japanese<br>USASCII<br>UTF-16<br>UTF-8<br>Windows® 874<br>Windows® 1251 Cyrillic<br>Windows® 1252<br>Windows® 1254 Turkish<br>Windows® 1258 Vietnamese |
| Protocols        | POP3 and IMAP4   |
| Push email       | Microsoft® Exchange ActiveSync® (EAS)  |
| Secure email     | SSL/TLS, both port methods (POPS/IMAPS) and STARTTLS   |
| HTML mail        | Yes (read only)  |

More information:

[www.sonymobile.com/developer](http://www.sonymobile.com/developer)

[www.openmobilealliance.org](http://www.openmobilealliance.org)

## **Positioning – location based services**

---

Supported standards:

- OMA Secure User Plane Location (SUPL) v1.0
- 3GPP™ Control Plane location (incl. Emergency location), only supports E911

Supported satellite systems:

- GPS

## **Provisioning (OMA CP)**

---

OMA CP version 1.1

## Multimedia (audio, image and video)

|                        |                                    |  |
|------------------------|------------------------------------|--|
| <b>Audio Playback</b>  | <b>Decoder format</b>              | <b>Supported in file format</b>  |
|                        | AAC (AAC-LC, AAC+, eAAC+, AAC-ELD) | 3GPP (.3gp, 3gpp), MP4 (.mp4, .m4a), ADTS (.aac)   |
|                        | ALAC                               | MP4 (.m4a)   |
|                        | AMR-NB, AMR-WB                     | 3GPP (.3gp, .3gpp), MP4 (.mp4, .m4a), AMR (.amr, .awb)   |
|                        | FLAC                               | FLAC (.flac), Matroska (.mka)  |
|                        | MIDI                               | SMF (.mid), XMF (.xmf), Mobile XMF (.mxmf), OTA (.ota), RTTTL (.rtttl), RTX (.rtx), iMelody (.imy) |
|                        | MP3                                | MP3 (.mp3)   |
|                        | PCM                                | WAV (.wav)   |
|                        | Vorbis                             | OGG (.ogg), Matroska (.mkv)  |
|                        | WMA                                | ASF (.wma)   |
| <b>Audio Recording</b> | <b>Encoder format</b>              | <b>Supported in file format</b>  |
|                        | AAC (AAC-LC, AAC+, AAC-ELD)        | 3GPP (.3gp, .3gpp), MP4 (.mp4, .m4a)   |
|                        | AMR (AMR-NB, AMR-WB)               | 3GPP (.3gp, .3gpp), MP4 (.mp4, .m4a), AMR (.amr)   |
| <b>Image Playback</b>  | <b>Decoder format</b>              | <b>Supported in file format</b>  |
|                        | BMP                                | BMP (.bmp)   |
|                        | GIF                                | GIF (.gif)   |
|                        | JPEG                               | JPEG (.jpg, .jpeg)   |
|                        | PNG                                | PNG (.png)   |
|                        | WebP                               | WebP (.webp)   |
| <b>Image Capture</b>   | <b>Encoder format</b>              | <b>Supported in file format</b>  |
|                        | JPEG                               | JPEG (.jpg)  |



|                        |   |   |
|------------------------|---|---|
| <b>Video Playback</b>  | <b>Decoder format</b>   | <b>Supported in file format</b>   |
|                        | MPEG-4  | 3GPP (.3gp, .3gpp), MP4 (.mp4, .m4v), Matroska (.mkv), AVI (.avi), Xvid (.xvid)                 |
|                        | H.263   | 3GPP (.3gp, .3gpp), MP4 (.mp4, .m4v)  |
|                        | H.264   | 3GPP (.3gp, .3gpp), MP4 (.mp4, .m4v), Matroska (.mkv)   |
|                        | H.265*  | MP4 (.mp4, .m4v)  |
|                        | VP8   | WebM (.webm), Matroska (.mkv)   |
|                        | VP9   | WebM (.webm)  |
| <b>Video Recording</b> | <b>Encoder format</b>   | <b>Supported in file format</b>   |
|                        | MPEG-4  | 3GPP (.3gp), MP4 (.mp4)   |
|                        | H.263   | 3GPP (.3gp), MP4 (.mp4)   |
|                        | H.264   | 3GPP (.3gp), MP4 (.mp4)   |
| <b>Audio</b>           | Streaming transport   | HLS<br>HTTP progressive streaming<br>RTSP   |
| <b>DRM</b>             | DRM (Digital Rights Management) – features the rights and copy protection of downloaded content | OMA DRM v1.0<br>Marlin DRM<br>Widevine Level 3<br>PlayReady DRM (available in specific regions) |

\* H.265 is not available in all markets.

## **Synchronisation (OMA DS, EAS, Google Sync™)**

---

OMA Data Synchronisation protocol versions 1.1.2 and 1.2

OMA Data Formats: vCard 2.1, vCalendar 1.0

Microsoft® Exchange ActiveSync® protocol version 2.5

Microsoft® Exchange ActiveSync® protocol version 12.0

Microsoft® Exchange ActiveSync® protocol version 14.0

Microsoft® Exchange ActiveSync® protocol version 14.1

Google Sync™

Related information:

*[www.sonymobile.com/developer](http://www.sonymobile.com/developer)*

## **Web browser**

---

Google Chrome™ for Android™ is pre-installed in markets/regions where no restrictions apply.

Related information:

*<https://play.google.com/store/apps/details?id=com.android.chrome>*

## Memory in Android™ devices

---

To use Android devices efficiently, users should be aware of the different types of device memory. This knowledge is important in order to understand, for example, where data such as music, photos and videos is saved; how many apps can be downloaded from Google Play™; and how photos can be copied to a PC.

Information regarding memory presented in this section may be useful to developers when optimising applications for mobile devices.

Generally, all Android devices share the same basic memory setup. What differs is how much memory is available to you via the different types of memory, and whether your device uses an external SD card or an internal memory chip. Any information specific to the particular device model described in this White Paper is noted as such.

### Types of memory

The types of memory described and numbered below are consistent with the terminology used in Sony mobile device menus and in other content relating to 2015 Xperia™ devices:

1. **Dynamic Memory** (also known as RAM) is used by applications that run when the device is turned on. The amount of Dynamic Memory influences how many applications and operating system services can run at the same time. The Android operating system automatically closes applications and services that are not being used.

However, such automatic functionality has limits. For example, if a lower amount of free RAM is available to applications after a new release of the operating system (due to increased capabilities in the system), device speed will eventually be impacted. This is the main reason that a device cannot be indefinitely upgraded to newer releases of Android™.

If you experience problems with RAM, for example, if the device runs slower than usual or if the Home application restarts frequently when you leave an application, you should minimise the use of apps that run all the time. Social networking apps that connect and update their data online and animated backgrounds are examples of apps that are always running and affect RAM performance. To minimise RAM issues, you could also consider using a static wallpaper instead of a live wallpaper.

To see which apps and services are currently active, go to **Settings > Apps > Running**. You should have at least 50 MB, and ideally 100 MB or more, of free RAM to avoid slowdowns and application restarts.

You should also be aware that if you update the device to a later Android release, the load on the built-in Dynamic Memory will increase due to the addition of more features. As a result, the device may run slower after an update.

The Xperia™ E4 Dual has 1 GB of RAM available to the Android OS and any installed applications. 200 MB of the total RAM is in use during normal operation when the user starts using the device out of the box.

2. **System Memory** (also known as “System partition” or “/system”) is used for the Android OS and for most applications that are pre-loaded from the factory. This type of memory is normally locked, and can only be changed through a firmware upgrade. There is usually some free space available in this section of memory. However, since it is locked, you cannot save apps, photos or any other content to this memory. System Memory is reserved for future firmware upgrades, which almost always need more memory than the original firmware. You cannot see or influence the use of this memory.

3. **Internal Storage** is referred to as "working" memory. It can be compared to the C: drive on a PC or to the startup disk on a Mac.

This type of memory is used to store all application downloaded from the Google Play™ Store (and other sources) as well as their settings and data (such as emails, messages and calendar events, for example). All applications have an allocated area for application data. Memory dedicated to an application is inaccessible to other applications.

Some game applications also store content such as game music and game level information outside their own designated area. In most cases, an application can choose to save its data in a location of its own choosing (outside the protected application settings area). Generally, such content is not deleted when an application is uninstalled; it must be removed manually by connecting the device to a computer with a USB cable, or by using a file manager application.

Internal storage is also used for all added user content. For example, photos taken using the device's camera, media files downloaded from the Internet and file transfers are stored in this area. Typical user content includes:

- photos
- movies
- music
- Email attachments

Internal Storage will tend to fill up as a result of normal usage. Devices with a large initial Internal Storage can handle more applications and store more user content.

If the Internal Storage starts to get full, the device slows down, and in some cases it might no longer be possible to install more apps. You should always ensure that you have at least 100 MB of free Internal Storage. If not, you should consider removing some apps that you seldom use, or move content that you do not frequently access to external storage.

You can see approximately how much Internal Storage is free in **Settings > Storage > DEVICE MEMORY**. You can also view more details about how much memory is used by applications under **Settings > Apps**. In the Xperia™ E4 Dual, about 5 GB of Internal Storage is available out of the box.

Please note that in Sony Mobile 2015 products, "Internal Storage" is now the combination of what was previously known as "Device Memory" or "Phone Memory" (for applications and their data – also previously known as "/data") and "Internal Storage" (for user's content – also previously known as "/sdcard"). The changes in Internal Storage were made so that memory usage could be more flexible and to allow encryption of user content.

### **Memory card slot**

Some products include both a large internal memory and a built-in memory card reader. Android manages devices with a built-in memory card reader and internal memory differently from a device that includes only a built-in memory card reader.

Since most applications expect only a single location for storage, such applications will not generally allow you to SAVE anything to the memory card (i.e., they do not offer the option to choose a storage location). However, some applications (for instance, the Sony Mobile "Camera" application) may actually allow you to do so. Other applications, for example, backup applications such as the Sony Mobile "Memory" application, will by definition be configured to copy content from the Internal Storage to the external SD card.

On the other hand, when it comes to reading from an external SD Card, you will be able to access content (for example, videos, photos and music) on a memory card inserted in this slot without any special consideration since the Android system searches all available memory for content. Therefore, such products may be regarded as supporting a fourth type of memory, called “External Card” or “SD Card”.

4. **SD Card** (known as “/ext\_card” from a programmer’s point of view, or by other names in other Android products) is the name for the removable SD memory card in all 2015 Sony Mobile products. As described in the previous section, this External Card memory is generally more limited in that any application can read from it, but many applications cannot save to this card. Only a few applications, including backup applications and file manger applications, have the capability to save to this card.

### **Backing up data to different memory types**

Generally, you should not save photos, videos and other personal content solely on the internal memory of a device. If something should happen with the hardware, or if the device is lost or stolen, the data stored on the device’s internal memory is gone forever.

In a device where an SD card reader is the main memory, it is relatively easy to take the card out and copy all content to a PC or Mac, or to an entertainment device with a memory card slot. In a product featuring Internal Storage as the main memory, it is not possible to physically remove the memory. Instead, any critical or high-value content must either be copied to an external SD card by a special backup application, transferred to remote storage over a network (mobile or Wi-Fi), or to a computer via a USB cable.

To facilitate the transfer of data via a cable, the Xperia™ E4 Dual supports Media Transfer Protocol (MTP), which makes it possible to easily transfer content back and forth between your device and a Windows® PC. For Apple™ Mac® computers, a special application called Sony™ Bridge for Mac is available with built-in support for MTP. This application can be downloaded from the Xperia™ E4 Dual support page.

Note that you do not need to back up or make a copy of applications that you have downloaded from the Google Play™ Store. They can normally be downloaded again after you have set up your Google account to work in a new device (or in a device where the memory has been completely erased).

#### **Note 1:**

Some Android devices, including Sony Mobile devices from 2012 and Sony Ericsson devices from 2011 and earlier, do not use a single “Internal Storage” for both applications (and their data) and user content. Instead, these devices use either an external SD card for user content, or a corresponding area of internal memory to reproduce the functionality of an SD card. In such devices, there is a fixed limit between the application area (“/data”) and the user content area (“/sdcard”), with the result that user content can build up and reach this limit. When the user content reaches this limit, no additional data can be added using any application. For example, the camera application would no longer be able to capture additional photos even if a considerable amount of free space was available in the application area. This limit also applies to the application area. Downloading and installing new applications would not be possible even if there was enough free memory in the user content area.

#### **Note 2:**

Some devices with integrated storage have abandoned the distinction between the application area and the content area when it comes to a Factory Data Reset. As a result, there is no option in such devices to perform a Factory Data Reset and preserve content. In such devices, all content is completely deleted from the device when a reset is performed.

In contrast, Sony Mobile’s memory integration solution makes it possible to preserve user content in this situation. Therefore, when performing a Factory Data Reset, the default action will still be to only remove applications and their data, and an option box must be checked if all content is to be removed as well (as might be desirable when selling the device second-hand).

**Note 3:**

For a developer, it is important to note that from a programming point of view the location names used to refer to the different memory areas described in Note 1 are still valid, i.e., the area used for applications (“/data”) is still present, as is the area used for content (“/sdcard”).

In reality, “sdcard” is a “symbolic link” to “/data/media”. However, from inside an Android application, “/sdcard” can still be used. For example, you can use “sdcard/DCIM/100Android” to find all camera images. The continued use of “/sdcard” to access the content area ensures compatibility across different products and Android releases in this regard.

## Trademarks and acknowledgements

---

All product and company names mentioned herein are the trademarks or registered trademarks of their respective owners. Any rights not expressly granted herein are reserved. All other trademarks are property of their respective owners.

Visit [www.sonymobile.com](http://www.sonymobile.com) for more information.